

new products 2017



light masterpiece 2017

Studio Due®
emotion and creativity in light





With over 30 years of innovation, design and manufacturing experience Studio Due has been creating state-of-the-art lighting solutions to support lighting designers, architects and lighting consultants in their challenges. Through constant research and innovation, and the use of premier-quality materials, we have established an international reputation as one of the market leaders in the field of professional and architectural lighting.

Our product range which historically comprised of moving head spots, outdoor multiray effects and controllers has diversified with the introduction of new lines of colour change products specifically designed to satisfy the requirements of the architectural lighting market, adapting our traditional portfolio to accomodate demand for new technology requirements.

The LED lighting market is rapidly growing and presents opportunities to help to reduce energy consumption and the reduction in the quantity of materials that are wasted.

As a forward thinking manufacturer we have taken up this challenge.



emotion
and
creativity
in light

Note: lumen values declared by the LED manufacturer.
They must be multiplied by the efficiency of the optics used.

Conform to the european directives



Heat dissipation system



Forced heat dissipation system
(with fan)



IP rating protection degree



Type of optics



Type of optics with rectangular projection



Type of optics - reflector



Fixture with battery rechargeable system



Fixture that can mount the
optional wireless DMX receiver



Fixture with RDM - DMX protocol



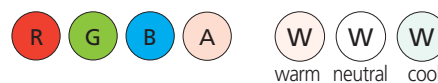
Fixture with LED source system



Color LED type source



Monochromatic LED type source



White Balance LED source





We will produce highly reliable and high performance lighting solutions for the main market sectors at a competitive prices to provide an excellent level of customer satisfaction.

We will continue to develop product based on innovative ideas to assist our customers in meeting their lighting requirements in the following market sectors:

General Lighting
Architectural Lighting
Urban Lighting
Industrial Lighting
Retail / Commercial Lighting
Stage / Entertainment
Lighting

We will strive to satisfy price expectations, and provide sophisticated and functional lighting solutions, with an energy conscious approach. Low power consumption, longevity, high luminous yield, reduced maintenance just to emphasize a few milestones of our mission.

INDEX

LED WALL WASHER



- 11 Citycolor LED
- 12 T-Color 6C
- 13 T-Color
- 14 T-Bright Plus
- 15 Dual 80
- 16 Single 40-20
- 17 Citybeam LED 24-12
- 35 Studioled 600

LED LINEAR BAR



- 18 Archibar SL300
- 19 Archibar SL200
- 20 Archibar SL100
- 21 **Archi 40 > new**
- 22 **Archibar ST80 > new**
- 23 **Archibar IC > new**
- 24 Slimbar
- 25 **Slimbar Flat > new**

LED SPOTS



- 26 **Archiled 200 > new**
- 27 Parled 200 PRO IP67
- 28 Parled 200 PRO
- 29 Parled 100
- 30 Aria series
- 31 ParBar

BATTERY LED FIXTURES



- 32 Easycolor Compact

INGROUND LED FIXTURES



- 33 **Terra Plus > new**
- 34 Terra series

CYM WALL WASHER



- 36 Citycolor-Citybeam

OUTDOOR MULTIRAY EFFECTS



- 37 Dominator 6600
- 38 Spaceflower 3000

INDEX

WHITE BALANCE and
MONOCHROMATIC fixtures

WHITE BALANCE LED FIXTURES



- 40 T-Bright 400 WB
- 41 WR 80 WB

LED LINEAR BAR



- 42 Archibar SL200 WB - M
- 43 Archibar SL100 WB - M
- 44 **Archibar ST80** > new
- 45 Slimbar
- 46 **Slimbar Flat** > new

LED SPOTS



- 47 Parspot 150 M
- 48 Parled 100 M
- 49 Pin Light
- 50 Aria series

HIGH BAY LED FIXTURES




- 51 CL 160-80 WR
- 52 CL 120-60 WL
- 53 CR-i 80-40
- 54 CL-i 80-40

LED WALL WASHER



- 55 WR 80-40
- 56 WL 60-30

INGROUND LED FIXTURES



- 57 Terra series

LED WALL WASHER



- 58 WS 200-100
- 59 STR 60-40-30

CONTROLLERS



- 60 Controllers



Villa Pisani - Italy

outdoor series



ARCHIBAR SL100

RGBW

- 4 different measures
- Configuration by DRS Setup
- Robust and reliable aluminium case

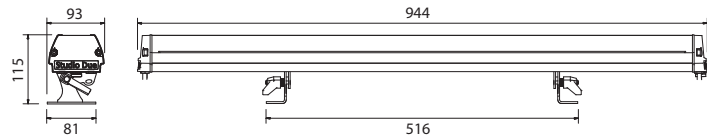
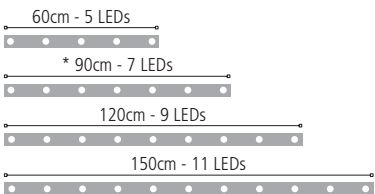
[Optional]

- Fixing counterplate

Standard fixture colour finishing is grey.
Optional: black and white (art. FX-COLOUR).
Optional: marine grade treatment.



ITEM	FIXTURE	90cm standard	60cm	120cm	150cm
LEDs	RGBW	7 RGBW/FC	5 RGBW/FC	9 RGBW/FC	11 RGBW/FC
Total light power		49W	35W	63W	77W
Lumen		R 600, G 1000, B 180, W 1200	R 550, G 720, B 130, W 860	R 780, G 1290, B 235, W 1560	R 950, G 1580, B 285, W 1890
Optics		medium beam (38 mm lenses) - On request: narrow and wide beam			
Power consumption		55W	43W	69W	85W
Voltage range		Universal 100 - 240Vac			
Physical		944x93x115 mm	664x93x115 mm	1212x93x115 mm)	1484x93x115 mm
Weight		3,8 Kg	-	-	-



art. 1517: ARCHIBAR SL100 RGBW





ARCHI 40

RGBW

led linear bar 21

- Compact design, small form factor
- Configuration by DRS Setup
- Robust and reliable aluminium case

[Optional]

- Fixing counterplate

ARCHI 40 is a small and compact LED wall washer fixture.

Standard fixture colour finishing is grey.

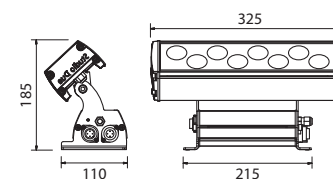
Optional: black and white (art. FX-COLOUR).

Optional: marine grade treatment.

new



ITEM	FIXTURE	[KEY features]
LEDs	RGBW	8 RGBW/FC
Total light power		56W
Lumen		R 700, G 900, B 210, W 1400
Optics		medium beam (38 mm lenses) On request: narrow and wide beam
Power consumption		60W
Voltage range		Universal 100 - 240Vac
Physical		325x110x91,4 mm (profile dim.)
Weight		2,6 Kg



art. 1702: ARCHI 40 RGBW





ARCHIBAR ST80

RGBW

- 3 different measures
- Configuration by DRS Setup
- Robust and reliable aluminium case

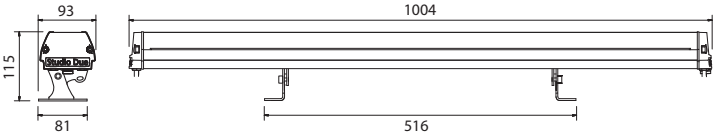
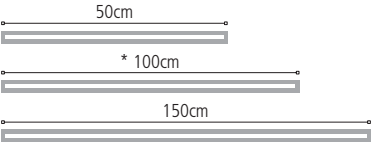
[Optional]

- Fixing counterplate

Standard fixture colour finishing is grey.
Optional: black and white (art. FX-COLOUR).
Optional: marine grade treatment.



ITEM	FIXTURE	standard 100cm [KEY features]	50cm [KEY features]	150cm [KEY features]
LEDs	RGBW	28+28+28+28 Red-Green-Blue-Cold W	14+14+14+14 Red-Green-Blue-Cold W	42+42+42+42 Red-Green-Blue-Cold W
Total light power		32W	16W	48W
Lumen		R 460, G 950, B 260, W 1300 (CW)	R 230, G 475, B 130, W 650 (CW)	R 690, G 1425, B 390, W 1950 (CW)
Optics		120° beam		
Power consumption		40W	20W	60W
Voltage range		Universal 100 - 240Vac		
Physical		1004x93x115 mm	526x93x115 mm	1481x93x115 mm
Weight		3,5 Kg	-	-





ARCHIBAR IC RDM

RGBW INDIVIDUAL CONTROL

led linear bar 23

- Individual control of each led
- 100 cm or 50 cm lenght with (10 or 5 LEDs)
- RDM - DMX protocol
- Daisy chain (power and DMX)

[Optional]

- Fixing counterplate

Two version for this fixture:

- 230 Vac with internal power supply (rear base)
- 48VDC (external power supply without base)

Standard fixture colour finishing is black.

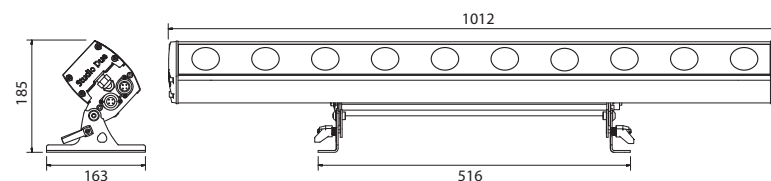
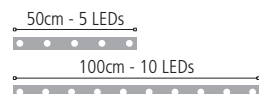
Optional: grey and white (art. FX-COLOUR).

Optional: marine grade treatment.

new



ITEM	FIXTURE	ARCHIBAR IC [KEY features]	ARCHIBAR IC low voltage [KEY features]
LEDs	RGBW	10 RGBW/FC individual control	
Total light power		90W	
Lumen		R 800, G 1300, B 230, W 1600	
Optics		medium beam (45 mm lenses) - On request: narrow, wide and 10°x90° beam	
Power consumption		110W	100W
Voltage range		Universal 100-240Vac	
Power supply			48VDC
Physical		1012x163x185 mm	
Weight		7,3 Kg	-



art. 1720: ARCHIBAR IC RDM RGBW
art. 1721: ARCHIBAR IC LV RDM RGBW





SLIMBAR FLAT

RGBW

led linear bar 25

- Ultra small form factor aluminium case
- In-Out connectors for fast and easy wiring
- Available 100 cm and 50 cm lenght

[Optional]

- Light diffuser

The SLIMBAR FLAT RGBW/FC is an ultra small form factor LED LINEAR BAR with IP67 rating protection.

This kind of LED bar series is then suitable for accent lighting.

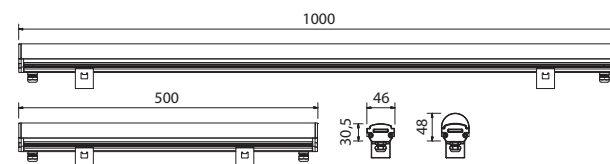
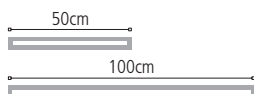
To drive SLIMBAR FLAT use SLIMBAR PILOT
Fixture colour finishing is grey.

new



Optional milk light diffuser

ITEM	FIXTURE	100cm [KEY features]	50cm [KEY features]
LEDs	RGBW	28+28+28+28 Red-Green-Blue-Cold White	14+14+14+14 Red-Green-Blue-Cold White
Total light power		32W	16W
Lumen		R 460, G 950, B 260, W 1300 (CW)	R 230, G 475, B 130, W 650 (CW)
Optics		120° beam	
Power consumption		42W max - 0,8A	21W max - 0,4A
Power supply		52VDC	
Physical		1000x46x30,5 mm (profile dim.)	500x46x30,5 mm (profile dim.)
Weight		1 Kg	0,5 Kg



art. 1710: SLIMBAR FLAT RGBW





ARCHILED 200

RGBWA

- Clever design, small form factor
- Touch control panel
- Energy efficiency

[Optional]

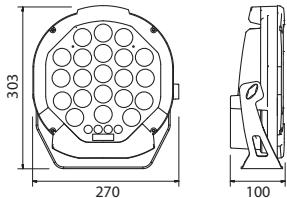
- Barndoor
- Wireless DMX receiver

Slim design and robust case, to ensure a very long term reliability specifically for harsh environments.

Standard fixture colour finishing is black.
Optional: grey and white (art. FX-COLOUR).
Optional: marine grade treatment.



ITEM	FIXTURE	[KEY features]
LEDs	RGBWA	16 RGBW + 10 Amber (hi-power LEDs)
Total light power		85W
Lumen		R 1300, G 1800, B 380, W 2500, A 1300
Optics		15° beam (38 mm lenses) On request: narrow and wide beam
Power consumption		90W
Voltage range		Universal 100 - 240Vac
Physical		270x100x303 mm
Weight		4,9 Kg





TERRA PLUS RDM

RGBW

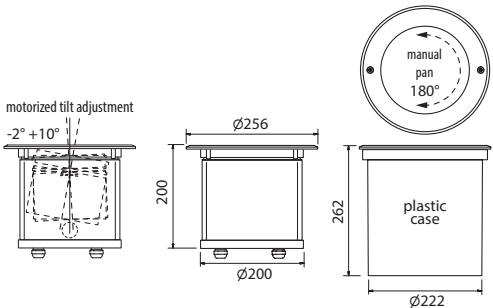
- Inground LED fixture
- 12 RGBW/FC LEDs
- 180° pan - 10° tilt
- RDM - DMX protocol

Can be used to decorate columns, pillars, along walkways, on patios, in steps, to highlight and to landscape details and key elements.

IP 67 rating protection
Fixture colour finishing is grey



ITEM	FIXTURE	[KEY features]
LEDs	RGBW	12 RGBW
Total light power		40W
Lumen		R 600, G 1100, B 170, W 1200
Optics		15° beam (38 mm lenses) - On request: medium and wide beam
Power consumption		45W
Voltage range		Universal 100 - 240Vac
Physical		DxH: ø 256x200mm
Weight		5,5 Kg





white balance
monochromatic series





ARCHIBAR SL100

White Balance and Monochromatic

led linear bar 43



- 4 different measures:
Standard 90 cm - 60 - 120 - 150 cm
- Dimmable or plug-in version
- White Balance and Monochromatic version


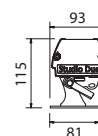
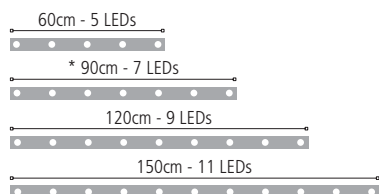
[Optional]

- Wireless DMX receiver
- Fixing counterplate

Standard fixture colour finishing is grey.
Optional: black and white (art. FX-COLOUR).
Optional: marine grade treatment.



ITEM	FIXTURE	90cm standard	60cm	120cm	150cm
LEDs	Monochromatic	14 warm, neutral, cool	10 warm, neutral, cool	18 warm, neutral, cool	22 warm, neutral, cool
		On request: red, green, blue or amber			
LEDs	White Balance	7 (2900K) + 7 (6000K)	5 (2900K) + 5 (6000K)	9 (2900K) + 9 (6000K)	11 (2900K) + 11 (6000K)
Total light power		45W	32W	57W	70W
Lumen		5800	4200	7500	9150
Optics		medium beam (38 mm lenses) - On request: narrow, wide or 20°x30° beam			
Power consumption		52W	37W	66W	81W
Voltage range		Universal 100 - 240Vac			
Physical		944x93x115 mm	664x93x115 mm	1212x93x115 mm	1484x93x115 mm
Weight		3,8 Kg	-	-	-



art. 15172: ARCHIBAR SL100/WB
art. 15171: ARCHIBAR SL100/M



ARCHIBAR ST80

White Balance and Monochromatic

- 3 different measures
- Configuration by DRS Setup
- Robust and reliable aluminium case


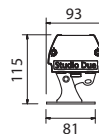
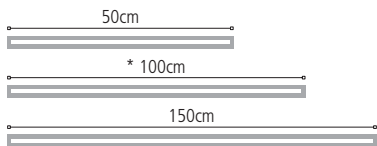
[Optional]

- Fixing counterplate

Standard fixture colour finishing is grey.
Optional: black and white (art. FX-COLOUR).
Optional: marine grade treatment.



ITEM	FIXTURE	standard 100cm [KEY features]	50cm [KEY features]	150cm [KEY features]
LEDs	Monochromatic	28x4 warm, neutral, cool	14x4 warm, neutral, cool On request: red, green, blue or amber	42x4 warm, neutral, cool
LEDs	White Balance	28x2 Cool White + 28x2 Warm White	14x2 Cool White + 14x2 Warm White	42x2 Cool White + 42x2 Warm White
Total light power		32W	16W	48W
Lumen		5200 (Cool W)	2600 (Cool W)	7800 (Cool W)
Optics		120° beam		
Power consumption		40W	20W	60W
Voltage range		Universal 100 - 240Vac		
Physical		1004x93x115 mm	526x93x115 mm	1481x93x115 mm
Weight		3,5 Kg	-	-



art. 1742: ARCHIBAR ST80/WB
art. 1741: ARCHIBAR ST80/M





SLIMBAR FLAT

White Balance and Monochromatic

- Ultra small form factor aluminium case
- In-Out connectors for fast and easy wiring
- Available 100 cm and 50 cm lenght

[*Optional*]

- Light diffuser

The SLIMBAR FLAT MONOCHROMATIC is an ultra small form factor LED LINEAR BAR with IP67 rating protection. This kind of LED bar series is then suitable for accent lighting.

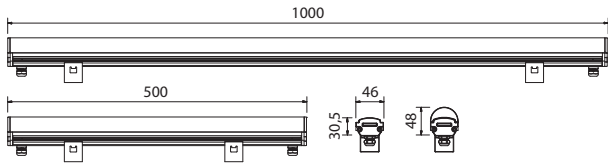
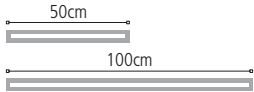
To drive SLIMBAR FLAT use SLIMBAR PILOT
Fixture colour finishing is grey.



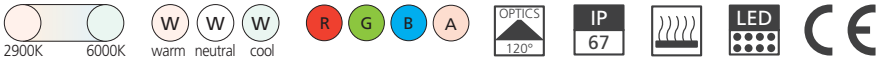
Optional milk light diffuser



ITEM	FIXTURE	100cm [KEY features]	50cm [KEY features]
LEDs	Monochromatic	112 warm, neutral, cool On request: red, green, blue or amber	56 warm, neutral, cool
LEDs	White Balance	56 (2900K) + 56 (6000K)	28 (2900K) + 28 (6000K)
Total light power		35W	17W
Lumen	Monochromatic	5000	2500
	White Balance	2300 + 2600	1150 + 1300
Optics		120° beam	
Power consumption		42W max - 0,8A	21W max - 0,4A
Power supply		52VDC	
Physical		1000x46x30,5 mm (profile dim.)	500x46x30,5 mm (profile dim.)
Weight		1 Kg	0,5 Kg



art. 1712: SLIMBAR FLAT/WB
art. 1711: SLIMBAR FLAT/M





Geofort - Herwijnen, Netherlands

KL Tower - Malesia



Puebla - Mexico



Sheraton Hotel - Kuwait



Porsche Platz, Stuttgart - Germany



Gdansk Bridge



The Cave - UK



Oslo - Norway




Palazzo Papale - (VT) Italy



Tempio di Portuno - Roma, Italy




Fairmont Hotel - Dubai



Ullevaal Stadion - Norway



Scuola Grande della Misericordia - Venice, Italy



(photo Chris Kemp) Wind turbine



photo Paul Mariess - Castle Cornet for Dandelion Project - Happiness (UK)



Steibrua - Alvdal, Norway



Hotel - Tokyo



Castello di San Salvatore - (TV) Italy



note

note

Studio Due®



Studio Due[®]

emotion and creativity in light



Headquarters:

STUDIO DUE light s.r.l.

Str. Poggino, 100 - 01100 Viterbo (Italy)

tel. +39.0761.352520 (4 lines) - fax +39.0761.352653



STUDIO DUE UK

3 Encon Court, Owl Close

Moulton Park Industrial Estate

Northampton (England) UK - NN3 6 HZ

tel. +44.1933.650.820

www.studiodue.com - info@studiodue.com